



Poll here, poll there, Poll Everywhere!

Julie Gallart

Program Manager: Faculty Affairs and
Development



Get Ready to Participate

Choose which way you'll join:



Through the Poll Everywhere App

- Open the app
- Click I'm participating
- Enter username: juliegalliar103



By text message (no preparation needed)



Through your laptop

- Open Internet browser
- Go to www.pollev.com/juliegalliar103

For those who are texting...




Objectives

At the conclusion of this session, participants will be able to:

- Explain how using an audience response system can enhance a lecture
- Describe four poll types
- Use Poll Everywhere to enrich an upcoming course, meeting, or other speaking engagement

Ways Audience Response Enhances Lectures



Presenter's Checklist

- ✓ Poll Everywhere Account (Higher-Ed Free)
- ✓ Internet access during setup and presentation
- ✓ Poll Everywhere Mobile App (recommended)
- ✓ Poll Everywhere for PowerPoint (recommended)

Higher-Ed Free Plan

Features of the Free Plan

- Maximum of 40 responses
- Optional PowerPoint integration
- Many question types
- Customizable colors, fonts, etc.

Paid plans could include

- More responses
- Correct answer display
- Team competitions
- Better reporting and other advanced features

Poll Selection

Both Text and Web/App

- Multiple choice
- Open-ended
- Numeric scale
- Word cloud

Web/App Only

- Q&A
- Rank order
- Clickable images
- Others

The screenshot shows a poll configuration interface with three steps: 1. Configure, 2. Test, and 3. Present. Under the 'How people can respond' section, two options are checked: 'Website' and 'Text messaging'. The 'Website' option includes a URL and a note about poll activity. The 'Text messaging' option includes a presenter session ID, a phone number, and a dropdown menu for keywords.

1. Configure 2. Test 3. Present

▼ How people can respond

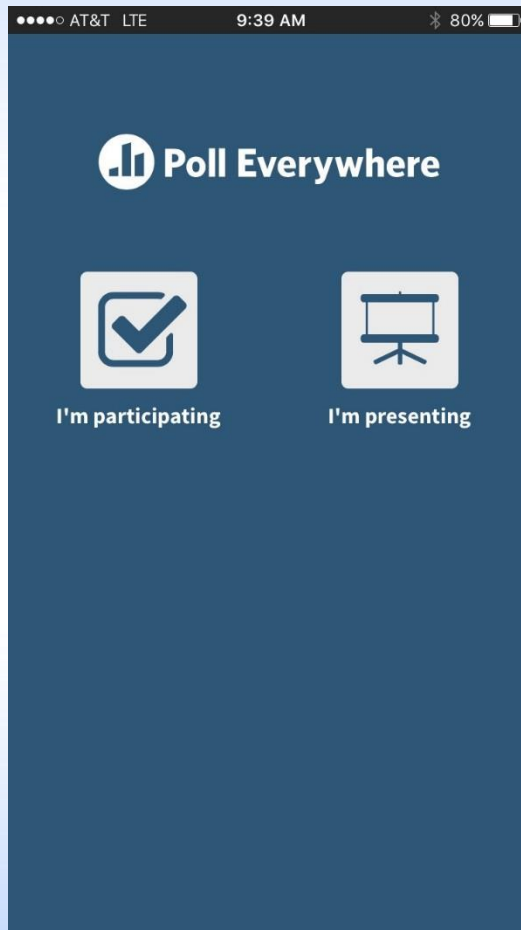
Website
Audience can respond at PollEv.com/juliegalliar103, as long as the poll is active. (?)

Text messaging

Presenter session: Audience texts JULIEGALLIAR103 to 37607 to join the session, then they text

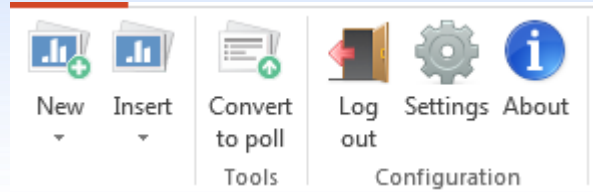
Choose custom keywords

Mobile App



- For participants and presenters
- Test your polls
- On-the-spot polling
- Create clickable image polls using your photos

PowerPoint Integration



Create a new poll from within PowerPoint
-Or-
Insert a question from your existing collection

Tips

- Poll Everywhere must be installed on the presentation computer
- Presenter must be logged in to Poll Everywhere
- Questions can only be edited on the Poll Everywhere site

Tips and Reminders

- Check your poll settings
- Test your polls; don't assume your PowerPoint will work
- Teach people how to participate
- Be patient during polling
- Seek balance and poll wisely
- Read some sample questions to help you brainstorm

Resources

<https://www.polleverywhere.com/>

<https://www.polleverywhere.com/examples>

SERVICES

Events
Learning & Development
K-12
Higher-ed
International
Enterprise

PRESENTATION APPS

PowerPoint
Keynote
Google Slides

MOBILE APPS

iOS
Android

SUPPORT

Plans & pricing
Premium features
How it works
Support

Case studies

Guides

Video guide

COMPANY

About
Terms
Privacy
Jobs
Blog
Twitter
Facebook